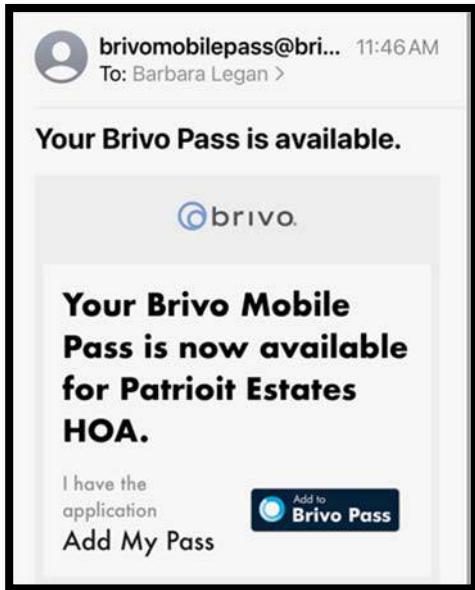
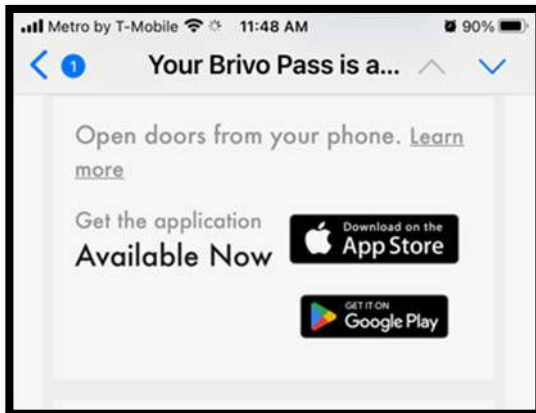


DOWNLOAD AND ACTIVATE YOUR BRIVO MOBILE PASS


1. You will receive an e-mail from brivomobilepass@brivo.com:




2. If you do not already have the Brivo application, you will go to the AppStore or Google Play Store to download:



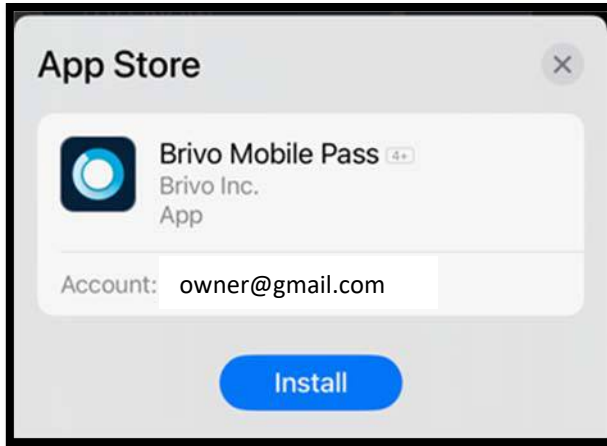
3. GET (download) the Brivo Mobile Pass app from the store:



4. Click to OPEN the app:



5. Click Install:



6. Enter Invite Code that was on the original e-mail from Brivo:

